

Effect of Foliar Application of Micronutrients on Fruit Growth, Yield and Quality of Mango (*Mangifera indica* L.) cv Dashehari

Balbir Dhotra, Parshant Bakshi, Mohd. Iqbal Jeelani,
Vijay Kumar, P. K. Rai, Sanjay Khajuria, Vishaw Vikas

Received 22 June 2021, Accepted 17 December 2021, Published on 4 January 2022

ABSTRACT

The present study was aimed to determine the effect of foliar application of micronutrients on fruit growth, yield and quality of mango fruits (*Mangifera indica* L.) cv Dashehari at during 2016 and 2017. For this purpose, 24 healthy, full bearing and mature (15–20 years old) trees were subjected to foliar application of different combination of Ca (NO₃)₂, H₃BO₃ and ZnSO₄ before flowering stage. The experiment was conducted in Randomized Block Design with eight treatments and three replications. Our pre-treatment soil analysis showed sandy loam soil class and adequate in organic matter. Results revealed that the application of all the micronutrients significantly increased the quality of fruit than the control. Whereas, trees sprayed with 0.6% Ca (NO₃)₂ + 0.2% H₃BO₃ + 0.8% ZnSO₄ (T₇) showed the maximum fruit volume, pulp weight, total soluble solids, pulp percentage and less stone weight and peel weight along with low acidity in comparison to rest of treatments and control.

Keywords *Mangifera indica* L., Foliar spray, Ca, B, Zn.

INTRODUCTION

Mango (*Mangifera indica* L.) is native to the Indian sub-continent, belonging to family Anacardiaceae, is the most cultivated and favorite fruit of the tropics (Purseglove 1972). It is rightly titled as “King of fruits” due to its wide adaptability, high nutritive value, richness in variety, delicious taste, excellent flavor, attractive appearance and popularity among the masses. It is one of the choicest and most ancient fruit known to mankind. Its cultivation in the Indian sub-continent started well over 4000 years (De Candolle 1904). In Ain-I-Akbari, Abul-Fazl has mentioned in detail the cultivars, cultivation and quality of mangoes (Bose *et al.* 2001). Ahmad and Rashid (2003) were mentioned that unbalanced fertilization, micronutrients deficiencies, poor tree management and in adequate cultural practices are mainly responsible for orchard related quality issues. These problems appear mainly due to enigmatic blooming and vegetative growth behavior (Chacko 1991). Horticulturists mentioned that only application of primary nutrients could not prove successful to produce high quality fruit in mango trees, the application of micro-nutrients is compulsory as well. Major elements/macro-nutrients are quickly taken up and utilized by the tissues of the plants by the catalyzing effect of micro-nutrients/minor elements (Phillips 2004). Fo-

Balbir Dhotra*, Parshant Bakshi, Mohd. Iqbal Jeelani, Vijay Kumar, P. K. Rai, Sanjay Khajuria, Vishaw Vikas
Sher-e-Kashmir University of Agricultural Sciences & Technology
of Jammu, J&K 180009, India
Email : dhotrabalbir@yahoo.in

*Corresponding author

liar spray of micro-nutrients is the common practice to overcome the micro-nutrients deficiencies in order to improve the fruit quality. Nutrients are generally quickly available to the plants by the foliar application than the soil application (Bahadur *et al.* 1998). Application of micro-nutrients through foliage can be from 10 to 20 times as efficient as soil application (Zaman and Schumann 2006).

Micro-nutrients such as boron, zinc and iron are essential for different biological functions that might be attributed to yield and fruit quality (Shoeib and El-Sayed 2003). It also increased resistance to disease and insect pests and improved drought tolerance (Tariq *et al.* 2007). Application of zinc or boron each at the rate of 0.2–0.8% on 13 years old mango cv Langra trees at full bloom stage and found the tremendous enhancement in total sugars, TSS and ascorbic acid of fruit at higher rates of boron or zinc (Rath *et al.* 1980). Boron increases the germination of pollen grains and elongation of pollen tube, fruit setting and yield in orchards (El-Sheikh *et al.* 2007). Zinc plays an important role in photosynthesis and related enzymes resulting in increasing sugar and decreasing acidity (Abedy 2001). Fe fertilization increases fruit quality and yield in many crops (Alvarez-Fernandez *et al.* 2006, Bakshi *et al.* 2013a). Foliar application of boric acid on the Langra cultivar improved flushes, inflorescence, fruit setting percentage and biochemical characteristics (Rajput *et al.* 1977). The highest ZnSO₄ application rate increased fruit yield, fruit sugars and ascorbic acid (Singh and Rajput 1977). Singh *et al.* (1987) found significant strengthening in total soluble solids and total sugars of mango fruit due to application of different concentrations of boric acid to mango trees. Syamal and Mishra (1989) observed that the ascorbic acid increased by the increasing concentration of NPK alone or in combination with micronutrients as a foliar spray on seventeen years old Langara trees. Kumar and Chakrabarti (1992) found the higher sugar content and lower acidity of fruits by the spray of 1% ZnSO₄ to 30 years old Dashehari trees. Keeping in view of the present study was assessing the impact of foliar application of Ca, B and Zn for improving the fruit quality of Mango (*Mangifera indica* L.) cv Dashehari.

MATERIALS AND METHODS

This experiment was conducted during 2016 and 2017 at Advanced Center for Horticulture Research, Udheywalla, Sher-e-Kashmir University of Agriculture Sciences and Technology, Jammu (J & K) on mango cultivar Dashehari. 24 healthy, full bearing and mature (15–20 years old) trees were selected nearly similar vigour and size. The NPK were supplied to the trees as per recommendation given by Tiwari *et al.* (2004). The micro-nutrients were calcium nitrate as Ca (NO₃)₂, boric acid as H₃BO₃ and zinc sulfate as ZnSO₄. Eight foliar treatments were replicated thrice in a Randomized Block Design (RBD), each replicate consisted of three trees (i.e., 3 × 8 = 24 trees).

The details of the treatment composition were as :

- T₁ = 0.6% Ca (NO₃)₂,
- T₂ = 0.2% H₃BO₃,
- T₃ = 0.8% ZnSO₄,
- T₄ = 0.6% Ca (NO₃)₂ + 0.2 % H₃BO₃,
- T₅ = 0.6% Ca (NO₃)₂ + 0.8 % ZnSO₄,
- T₆ = 0.2 % H₃BO₃ + 0.8 % ZnSO₄,
- T₇ = 0.6% Ca (NO₃)₂ + 0.2% H₃BO₃ + 0.8% ZnSO₄,
- T₈ = Water spray (Control).

The foliar spray of all these treatments was carried out just before flowering and second at full bloom stage. At maturity (after the sign of 'tapka'), when the shoulders of the fruit were swelled out, harvesting was done, leaving 6 cm stalk intact with the fruit to avoid the exudation of cell sap. During harvest, five disease and insect-free, fruits were taken, wrapped in paper and stored at room temperature in a basket up to ripening. Then the peel, pulp and stone of these fruits were separated and were weighed.

Initial soil status

The soil analysis of the experiment plot containing mango trees was determined before treatment application (February 2016 and February 2017). For this composite, soil samples were collected from the several points between the rows of the experimental trees. Three soil samples, of 100 g each were drawn from the soil collected and pooled from the three

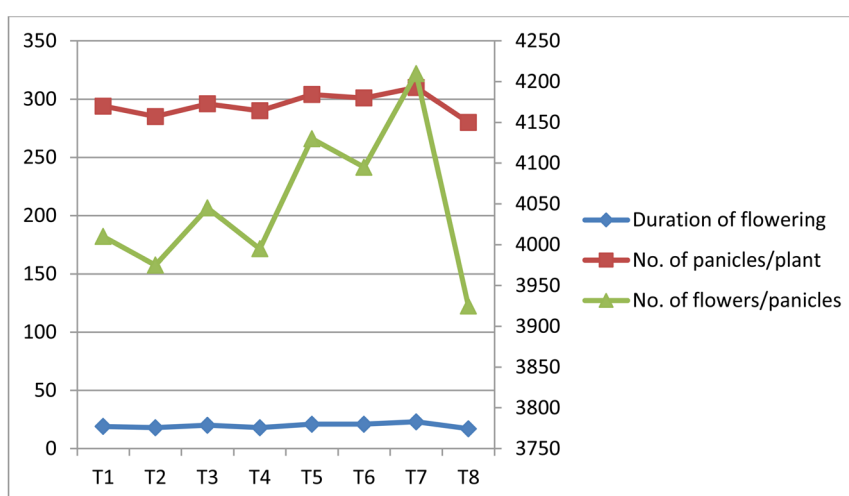


Fig. 1. Effect of foliar application of micronutrients on flowering characters of mango (*Mangifera indica* L.) cv Dashehari (2016).

different depths viz., 0–20 cm, 20–40 cm and 40–60 cm. The collected samples were dried in shade, gently powdered with a wooden mortar and sieved through 2 mm sieve and the samples were analyzed for physico-chemical properties of the soil.

The data on fruit growth (cm) was recorded at weekly intervals starting from 1st week of March and 1st week of June during both years. A 5 fruit sample from each replicate was taken to determine fruit weight (g), length (mm), diameter (mm), fruit volume (ml) and pulp : Stone ratio. The fruit were harvested at the first week of June in both years and average yield in kilograms ; numbers of fruits as well as fruit retention per tree were recorded. For biochemical analysis, fruits were peeled and flesh was homogenized in a blender. Biochemical analysis of the fresh fruit juice was carried out. Atago hand refractometer was used to determine the total soluble solids percentage. Total acidity (%) was determined by the method given by Hortwitz (1960). The statistical analyses of pooled data of both the years were carried out as per the method prescribed by Panse and Sukhatme (1985).

RESULTS AND DISCUSSION

The results obtained from the present investigation

as well as relevant discussion have been summarized under following heads :

Physico-chemical characteristics of experimental soil

The physico-chemical characteristics of soil are presented in Table 1. The soil was clay loam, pH ranged from 7.2–8.4, which was low in the surface and increased linearly with depth. The differences might be due to leaching of bases from the surface and its accumulation in subsurface. The pH of the soil is generally alkaline (Rashid *et al.* 2008). The EC of the suspension varied from 0.17 – 0.21 dSm⁻¹.

Table 1. Physico-chemical properties of soil samples obtained from the experimental plot.

Soil parameters	Soil depth (cm)		
	0-20	20-40	40-60
pH (1:2.5)	7.2	7.7	8.4
EC (dSm ⁻¹)	0.21	0.19	0.17
OM (%)	1.87	1.56	1.31
Available N (kg ha ⁻¹)	235.2	165.5	151.6
Available P (kg ha ⁻¹)	16.2	14.5	12.8
Available K (kg ha ⁻¹)	175.2	155.1	138.3

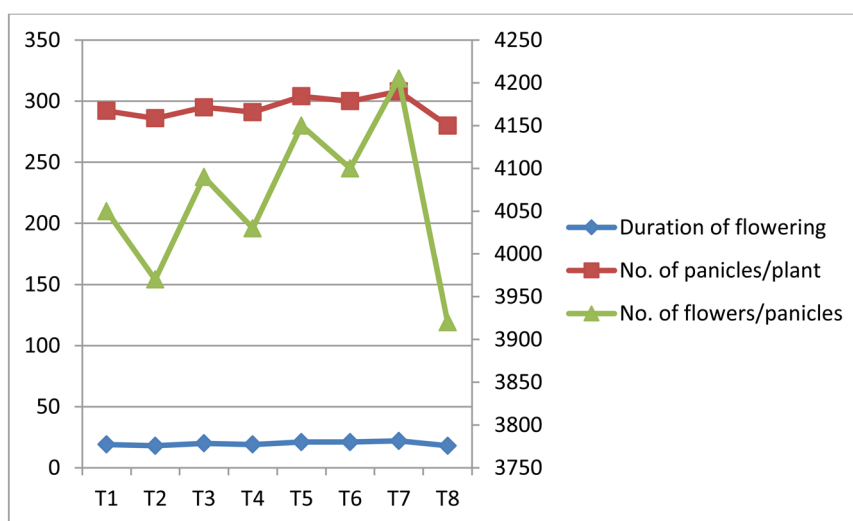


Fig. 2. Effect of foliar application of micronutrients on flowering characters of Mango (*Mangifera indica* L.) cv Dashehari (2017).

The results showed that the soil organic matter ranged 1.31%–1.87%. The available N ranged from 151.6 to 235.2 kg ha⁻¹ and the available P ranged 12.8–16.2 kg ha⁻¹. The available K concentration ranged from 138.3 to 175.2 kg ha⁻¹.

Flowering characters

Date of flowering : The date of full bloom was obtained in 2nd week of February to 4th week of February in both the years. Simao *et al.* (1996)

observed that similar trend of flower initiation in mango. Date of flowering in T₇ (0.6% Ca (NO₃)₂ + 0.2% H₃BO₃ + 0.8% ZnSO₄) was found in 2nd week of February.

Date of full bloom : The date of flower initiation was obtained in 4th week of February to week 2nd of March in both the years. In general, treatment which showed early flowering also showed early full bloom and fruit set but they did not necessarily ripen in the same. Hoda *et al.* (2003) also reported

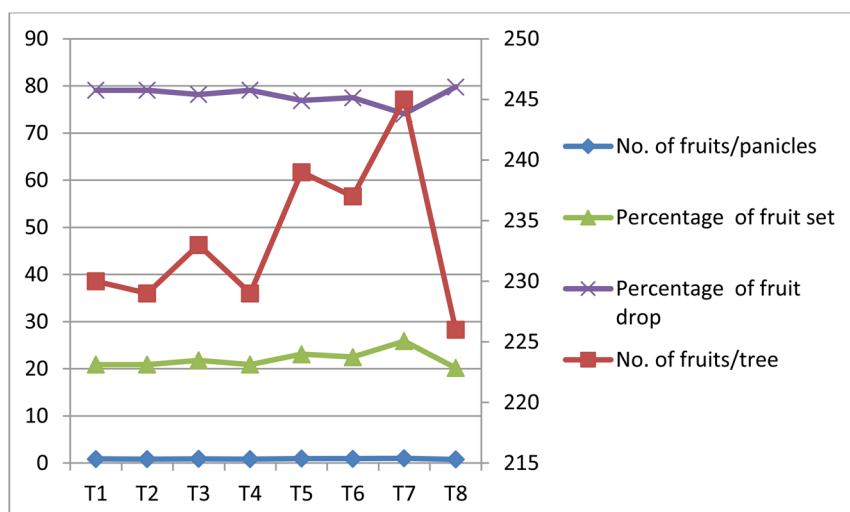


Fig. 3. Effect of foliar application of micronutrients on fruit characters of Mango (*Mangifera indica* L.) cv Dashehari (2016).

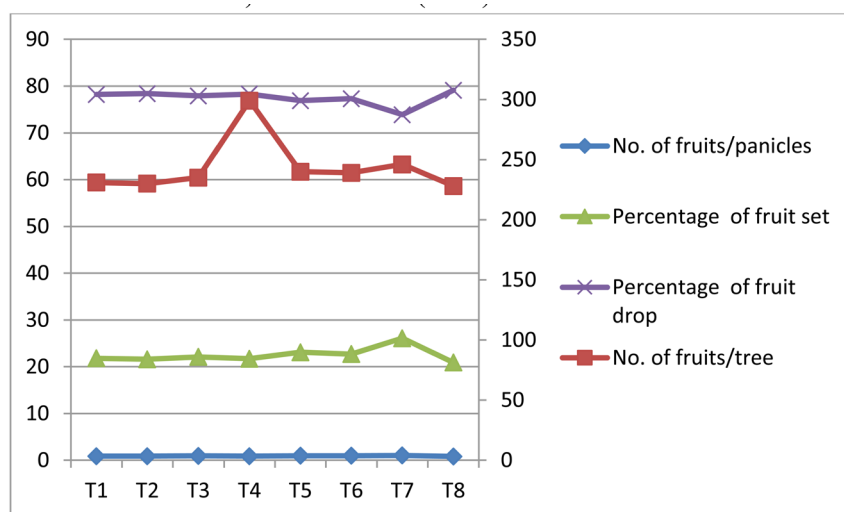


Fig. 4. Effect of foliar application of micronutrients on fruit characters of Mango (*Mangifera indica* L.) cv Dashehari (2017).

observation in mango. Date of full bloom in T₇ (0.6% Ca(NO₃)₂ + 0.2% H₃BO₃ + 0.8% ZnSO₄) was found in 4th week of February in both years which was earlier than other treatments.

Duration of flowering : Duration of flowering in both the years was found longest (22 days) in T₇ (0.6% Ca(NO₃)₂ + 0.2% H₃BO₃ + 0.8% ZnSO₄)

and shortest (18 days) in T₈ (Control). A significant variation was recorded among the treatments with respect to the duration of flowering (Figs. 1, 2). Bose *et al.* (2001) who stated that the duration of flowering in mango was usually 2-3 weeks.

Number of panicle per plant : The maximum number of panicle per plant (308) in T₇ (0.6% Ca(NO₃)₂)

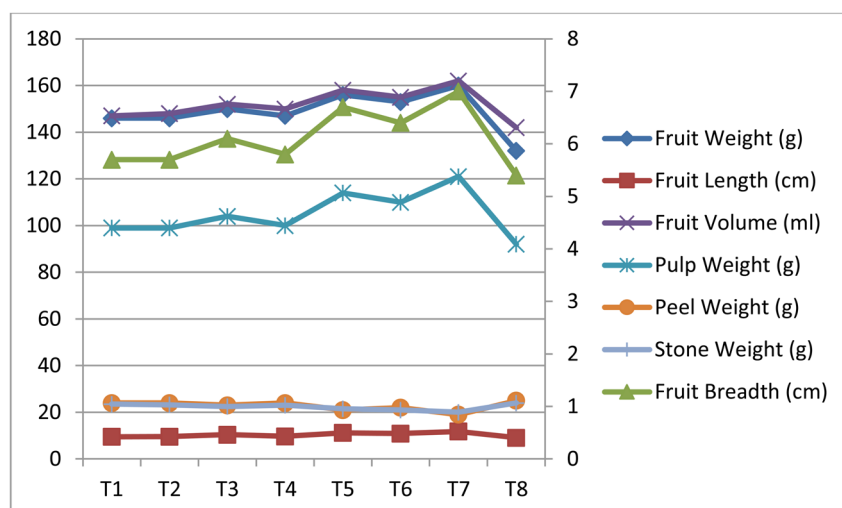


Fig. 5. Effect of foliar application of micronutrients on physical characters of Mango (*Mangifera indica* L.) cv Dashehari (2016).

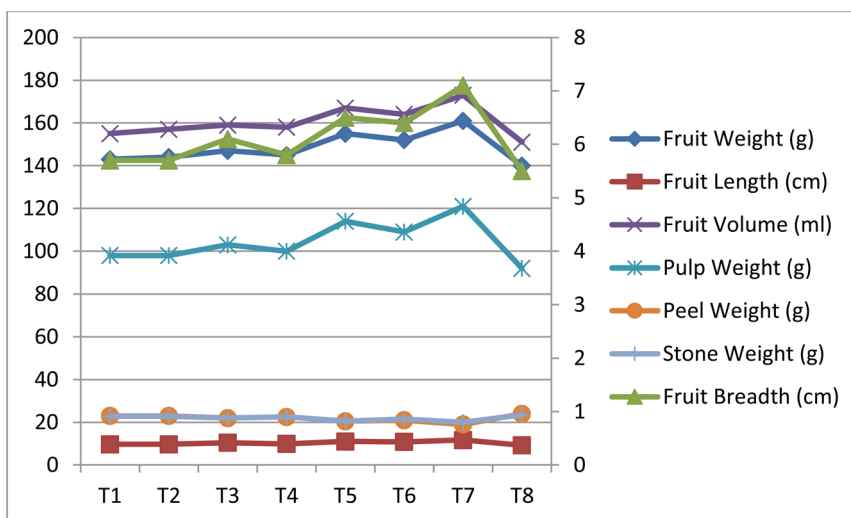


Fig. 6. Effect of foliar application of micronutrients on physical characters of Mango (*Mangifera indica* L.) cv Dashehari (2017).

+ 0.2% H_3BO_3 + 0.8% $ZnSO_4$) and minimum (280) in T_8 (Control) and it was found in both the years shown in Figs. 4, 5.

Number of flower per panicle : The maximum number of flower per panicle (4205) in T_7 (0.6% $Ca(NO_3)_2$ + 0.2% H_3BO_3 + 0.8% $ZnSO_4$) and minimum (3920) in T_8 (Control) and it was found in both the years shown in Figs. 4, 5.

Fruit characters

Fruiting characters data in Figs. 3 (year 2016) and 4 (year 2017) like number of fruits per panicles, number of fruits per tree, percentage of fruit set and percentage of fruit drop was found significantly variation in T_7 (0.6% $Ca(NO_3)_2$ + 0.2% H_3BO_3 + 0.8% $ZnSO_4$) among the other treatments. The results were found in T_7 treatment that is number of fruits per panicles

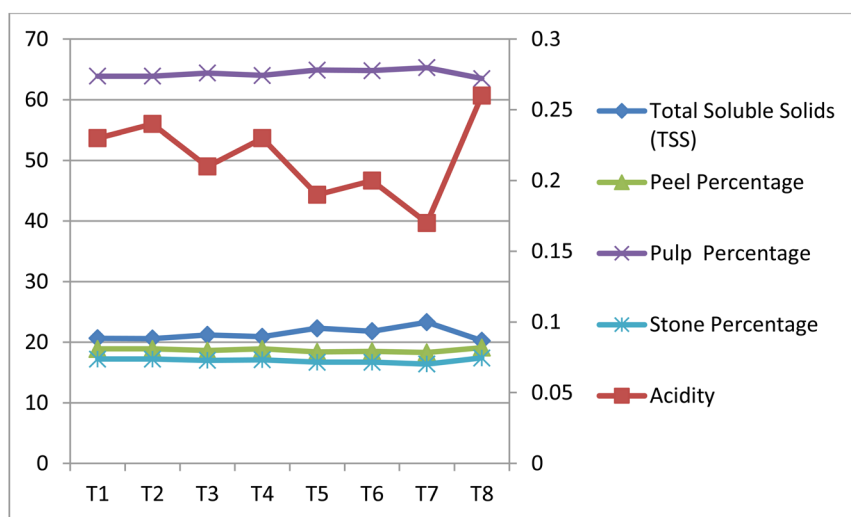


Fig. 7. Effect of foliar application of micronutrients on chemical characters of Mango (*Mangifera indica* L.) cv Dashehari (2016).

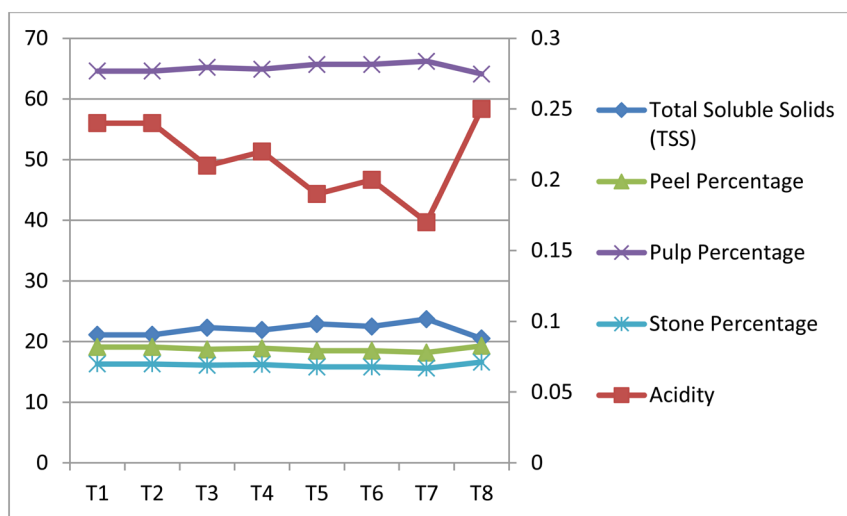


Fig. 8. Effect of foliar application of micronutrients on chemical characters of Mango (*Mangifera indica* L.) cv Dashehari (2017).

(1.02), number of fruits per tree (246), percentage of fruit set (26.1) and percentage of fruit drop (74.1) and T_7 treatment was superior to the other treatments.

Physical characters

The data of physical characters like fruit weight, fruit length, fruit breadth, fruit volume, pulp weight, peel weight and stone weight are presented in Figs. 5 and 6. The highest fruit weight, fruit length, fruit breadth, fruit volume and pulp weight were registered in treatment T_7 (0.6% $\text{Ca}(\text{NO}_3)_2$ + 0.2% H_3BO_3 + 0.8% ZnSO_4) among the other treatments. The increase in fruit weight with the application of boron, zinc and iron might be due to its role in cell division, cell elongation, sugar metabolism and accumulation of carbohydrates and other photosynthesis (Crane and Brown 1950). This type of result was also reported in orange (Sourour 2000) and strawberry (Chaturvedi *et al.* 2005). The lowest peel weight and stone weight were observed in treatment T_7 (0.6% $\text{Ca}(\text{NO}_3)_2$ + 0.2% H_3BO_3 + 0.8% ZnSO_4), which showed in significant variation among the treatments. These results were found in harmony with the work of Bakshi *et al.* (2013b) in green chilly.

Chemical characters

The data of parameters like total soluble solids, acidity, peel percentage pulp percentage and stone percentage were presented in Figs. 7 and 8. The results showed that foliar application of micronutrients significantly increased the total soluble solids. It was noted that the higher total soluble solids (23.30 and 23.70%) were reported in T_7 (0.6% $\text{Ca}(\text{NO}_3)_2$ + 0.2% H_3BO_3 + 0.8% ZnSO_4). The TSS content increases in the fruits as ripening advances. Total soluble solids content was significantly different among the treatments. The increased TSS content due to fact that boron is known to increase transportation of sugar and forms complexes with sugar. This confirms with the findings of Khanduja *et al.* (1976), Chharia (1977) in grapes, Sarkar *et al.* (1984), Jain *et al.* (1985) in litchi, Banik *et al.* (1997), Meena *et al.* (2006), Nehete *et al.* (2011) in mango. The results showed that foliar spray significantly low acidity over the other treatments.

During ripening there was a fall in acidity. The maximum acidity (0.23 and 0.24%) was noted in control. Peel percentage and stone percentage was observed lowest and pulp percentage was highest in T_7 (0.6% $\text{Ca}(\text{NO}_3)_2$ + 0.2% H_3BO_3 + 0.8% ZnSO_4).

This might be due to their utilization in respiration and rapid metabolic transformation of organic acids into sugars. This observation is in corroboration with the finding of Mishra and Khan (1981) in litchi. The lowest acidity by boron might be due to the role of boron in conversion of acid into sugar and their derivatives by the reaction involving reversal of glycolytic pathway. Similar findings were reported by Sarkar *et al.* (1984) in litchi, Hoggag *et al.* (1995), Banik *et al.* (1997) in mango and Meena *et al.* (2005) in grapes. Transformation of organic acids to sugars is one of the reasons for decrease in acidity during fruit maturity and ripening (Badhe *et al.* 2007). Fruit quality is mainly judged by the balance between total sugar and acidity present in the fruit.

CONCLUSION

The results obtained in the present research proved that foliar application of micronutrients (calcium nitrate, boric acid and zinc sulfate) alone and in combination were the most effective treatments for increasing all the characters like flower, fruit, physical and chemical parameters of mango fruit. To increase duration of flowering, number of panicles per plants, number of flowers per panicles, number of fruits per panicles, number of fruits per tree, percentage of fruit set, fruit weight (g), fruit length (cm), fruit breadth (cm), fruit volume (ml), pulp weight (g), TSS (%), pulp (%) and decrease date of flowering, date of full bloom, percentage of fruit drop, peel weight (g), stone weight (g), acidity (%), peel (%), stone (%) under clay loam and alkaline condition of udheywalla, Jammu, it is recommended to apply foliar spray twice a year to the orchards in order to enhance the efficiency of micronutrients and avoid losses by leaching and interaction among the nutrients.

REFERENCES

- Abedy A (2001) Effect of zinc sulfate and citric acid spray on fruit characteristics of tomato cultivar 'Urbana'. MSc thesis. Shiraz University.
- Ahmad N, Rashid M (2003) Fertilizers and their use in Pakistan. Exten Bull (3rd edn). NFDC, Islamabad, pp 3—4.
- Álvarez-Fernández A, Abadía J, Abadía A (2006) Iron Deficiency, Fruit Yield and Fruit Quality. Iron Nutrition in Plants and Rhizospheric Microorganisms, Springer Netherlands, pp 85—101.
- Badhe VT, Singh P, Powar AG, Bhatt YC (2007) Studies on physico-chemical properties of 'Alphonso' mango. *Orissa J Hort* 35 (2): 21—30.
- Bahadur L, Malhi CS, Singh Z (1998) Effect of foliar and soil applications of zinc sulfate on zinc uptake, tree size, yield and fruit quality of mango. *J Pl Nutr* 21 : 589—600.
- Bakshi P, Jasrotia A, Sharma A, Rai PK, Wali VK, Kumar R (2013a) Pre-harvest application of iron and zinc influences growth, yield, quality and runner production of strawberry cv Chandler. *Ind J Agric Sci* 83 (6) : 630—635.
- Bakshi P, Jasrotia A, Wali VK, Sharma A, Bakshi M (2013b) Influence of pre-harvest application of calcium and micro-nutrients on growth, yield, quality and self-life of strawberry cv Chandler. *Ind J Agric Sci* 83 (8) : 831—835.
- Banik BC, Mitra SK, Se SK, Bose T (1997) Effect of zinc and boron sprays on the physico-chemical composition of mango fruits cv FAZLI. *Orissa J Hort* 25 (1) : 5—9.
- Bose TK, Mitra SK, Sanyal D (2001) Fruits Tropical and Subtropical, Naya Parkash, Kolkata, pp 47—54.
- Chacko EK (1991) Mango flowering still on eniga. *Acta Hort* 291 : 12—21.
- Chaturvedi OP, Singh AK, Tripathi VK, Dixit AK (2005) Effect of zinc and iron on growth, yield and quality of strawberry cv Chandler. *Acta Hort* 696 : 237—240.
- Chharia AS (1977) Studies on the causes and remedies of short berries formation in grapes (*Vitis-vinifera* L.) cv PERLETTE. PhD thesis. Haryana Agricultural University, Hissar, Haryana, India.
- Crane JC, Brown JG (1950) Growth of fig (*Ficus carica*) fruit var Mission. *Proc Am Soc Hort Sci* 56 : 93—97.
- De Candolle (1904) Origin of Cultivated Plants. Kegan Paul, London.
- El-Sheikh MH, Khafgy SAA, Zaied SS (2007) Effect of foliar application with some micronutrients on leaf mineral content, yield and fruit quality of "Florida Prince Desert Red" peach trees. *J Agric Biol Sci* 3 : 309—315.
- Hoda MN, Singh S, Singh J (2003) Evaluation of mango (*Mangifera indica* L.) cultivars for quality attributes. *Ind J Agric Sci* 73 (2) : 101.
- Hoggag LF, Maksoud MA, El-Barkouky FMZ (1995) Effect of boron sprays on sex ratio and fruit quality of mango (*Mangifera indica* L) cv HINDI ; Be Sinnara. *Ann Agric Sci* 40 (2) : 753—758.
- Hortwitz W (1960) Official and tentative method of analysis. Association of Official Agriculture Chemists, Washington, DC 9 : 314—320.
- Jain BP, Das SR, Verma SK (1985) Effect of growth substances and zinc on the development and quality of litchi fruits. *Ind J Hort* 32 : 146—151.
- Khanduja SD, Balasubramanyam VR, Agrihotri OP (1976) Effect of boron on fruit quality, nucleic acid and protein content of leaves in grape vine. *Ind J Hort* 33 (2) : 216—219.
- Kumar R, Chakrabarti DK (1992) Assessment of loss in yield of mango (*Mangifera indica* L.) caused by mango malformation. *Ind J Agric Sci* 67 : 130—131.

- Meena CL, Maurya IB, Rathore RS (2005) Effect of foliar spray of zinc and boron on yield and quality of grape (*Vitis vinifera* L.) cv Thompson seed less. *Curr Agric* 29 (1-2) : 71—73.
- Meena VS, Yadav PK, Bhati BS (2006) Effect of ferrous sulfate and borax on fruit quality of ber. *Prog Hort* 38 (2) : 283—285.
- Mishra RS, Khan I (1981) Effect of 2, 4, 5-T and micronutrients on fruit size, cracking, maturity and quality of litchi cv Rose Scented. *Prog Hort* 13 (3-4) : 87—90.
- Nehete DS, Padhiar BV, Shah NI, Bhalerao PP, Kolambe BN, Bhalerao RR (2011) Influence of micronutrient spray on flowering, yield, quality and nutrient content in leaf of mango cv KESAR. *Asian J Hort* 6 (1) : 63—67.
- Panse VG, Sukhatme PV (1985) Statistical method for agricultural, ICAR, New Delhi, pp 145—155.
- Phillips M (2004) Economic benefits from using micronutrients for the farmer and the fertilizer producer. IFA, International symposium on micronutrients. ND, India, pp 23—25.
- Purseglove JW (1972) Mangoes of West India. *Acta Hort* 24 : 107—174.
- Rajput CBS, Singh BP, Mishra HP (1977) Effect of foliar application of boron on mango cv Langra. *Dept Hort, BHU, Varanasi, India* 5 : 311—313.
- Rashid M, Bhatti AU, Khan FU, Wasiullah (2008) Physico-chemical properties and fertility status of soils of district Peshawar and Charsadda. *Soil Environ* 27 : 228—235.
- Rath S, Singh RL, Singh DB (1980) Effect of boron and zinc sprays on the physico-chemical composition of mango fruits. *Punjab Hort J* 2 : 33—35.
- Sarkar GK, Sinha MM, Mishra RS, Srivastava RP (1984) Effect of foliar application of mineral elements on fruit cracking of litchi. *Haryana J Hort Sci* 13 (1-2) : 18—21.
- Shoeib MM, El sayed A (2003) Response of “Thompson Seedless” grape vines to the spray of some nutrients and citric acid. *Minia J Agric Res Develop* 23 (4) : 681—698.
- Siamo S, Naylandu O, Ottasi YB (1996) Floreciments fruit ficaceo da mangueira (*Mangifera indica* L.) variedade Haden. *Reissta de Agric* 71 : 3.
- Singh RR, Rajput CBS (1977) Effect of various concentrations of zinc on vegetative growth characters, flowering, fruiting and physico-chemical composition offruits in mango (*Mangifera indica* L.) cv Chaunsa. *Hary J Hort Sci* 6 : 10—14.
- Singh Z, Dhillon BS, Singh Z (1987) Effect of foliar application of boron on vegetative and panicle growth, sex expression, fruit retention and physico-chemical characters of fruits of mango (*Mangifera indica* L.) cv Dusehri. *Trop Agric* 64 : 305—308.
- Sourour MM (2000) Effect of foliar application of some micronutrient forms on growth, yield, fruit quality and leaf mineral composition of Valencia orange trees grown in North Sinai. *Alexandria J Agric Res* 45 (1) : 269—285.
- Syamal MM, Mishra KA (1989) Effect of NPK on growth, flowering and quality of mango. *Acta Hort* 231 : 276—281.
- Tariq M, Sharif M, Shah Z, Khan R (2007) Effect off oliar application of micronutrients on the yield and quality of sweet-orange (*Citrus sinensis* L.). *Pak J Biol Sci* 10(11): 1823—1828.
- Tiwari JP, Mishra NK, Mishra DS, Bisen B, Singh YP, Rai R (2004) Nutrient requirement for subtropical peaches and pear for Uttaranchal ; An Overview. *Acta Hort* 662 : 199—204.
- Zaman Q, Schumann AW (2006) Nutrient Management Zones for Citrus Based on Variation in Soil Properties and Tree Performance. *Article in Precision Agric* 7 (1) : 45—63.